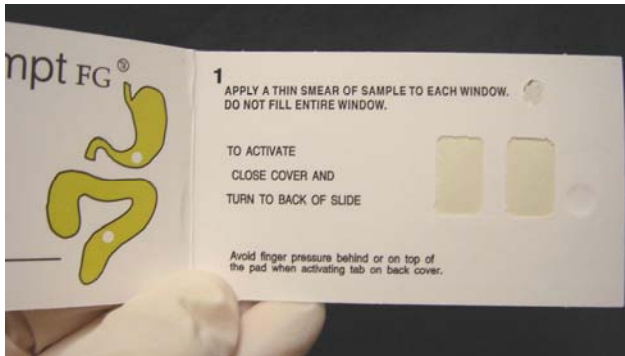
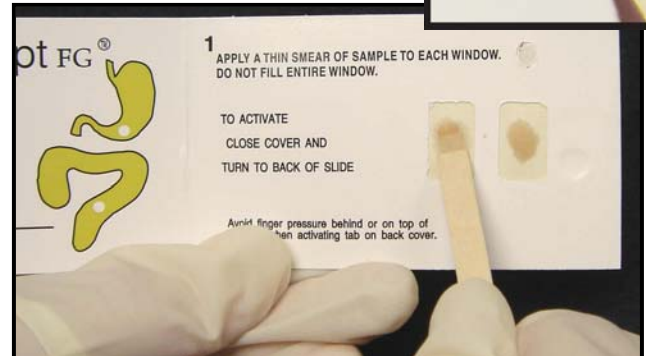


# HemaPrompt<sup>TM</sup> FG Easy Instructions

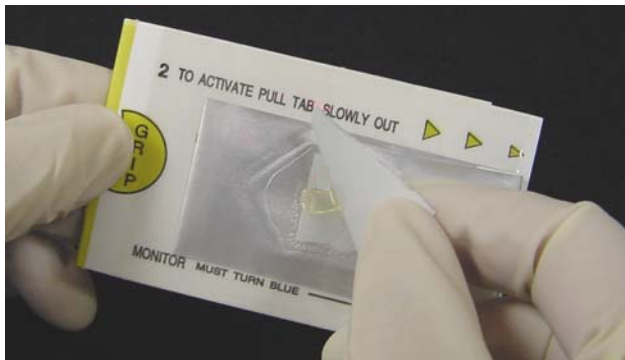
Fecal & Gastric Occult Blood Test



1. **Open the card** so specimen windows are visible.



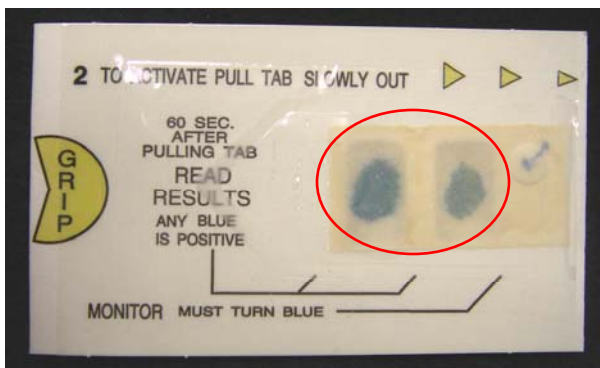
2. **Apply a thin smear of specimen** to each window. ***Do not cover entire window*** (See insert) - Leave an outer periphery of white for contrast. Close card & turn over.



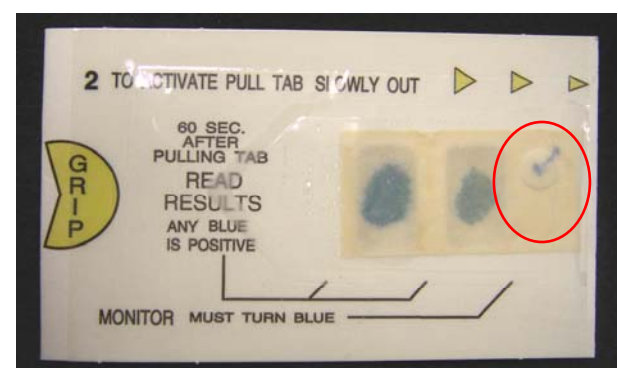
3. **Grip where indicated.** Lift up silver tab so that white developer pad is visible.



4. **Pull silver tab SLOWLY** all the way to the right and completely remove it. Developer pad will "flip over" as the tab is pulled.



5. **Interpret patient results** after 60 seconds, but before 3 minutes (circled area shown above)  
**Positive = Any shade of blue\***  
 (\* in either or both windows)  
**Negative = No blue**



**Internal Controls** (circled area shown above):  
**Positive Control: Appearance of Blue Checkmark**  
**Negative Control: White Background behind Blue Checkmark**  
*Note: Controls must appear for valid results*