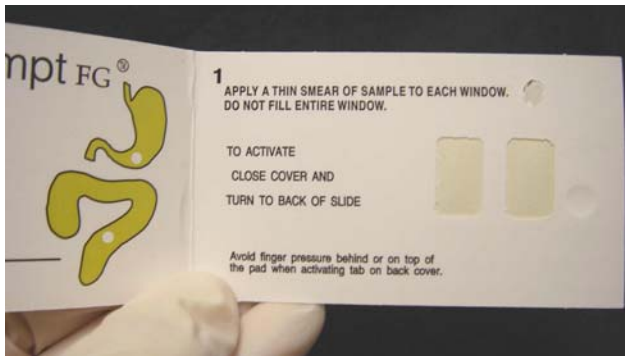
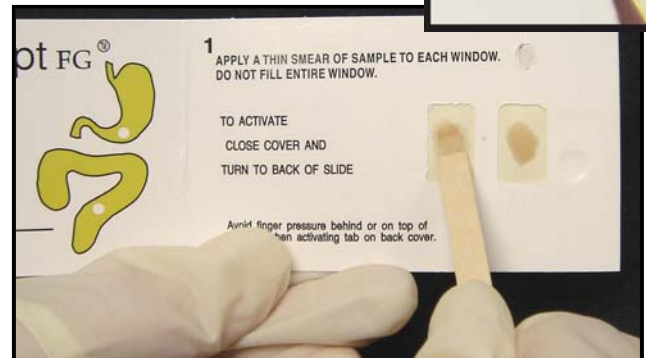


HemaPromptTM FG Easy Instructions

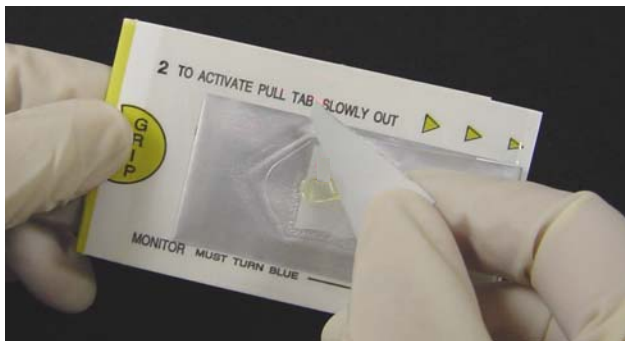
Fecal & Gastric Occult Blood Test



1. **Open the card** so both specimen windows are visible.



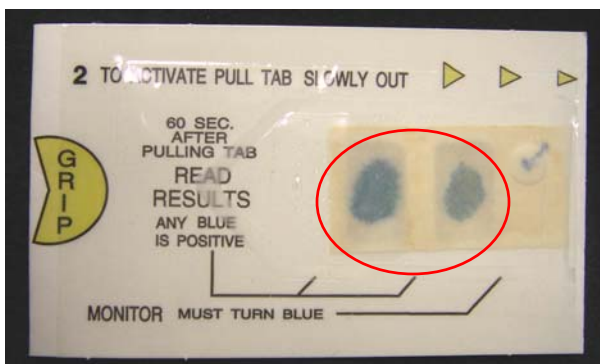
2. **Apply a thin smear of specimen** to each window. **Do not cover entire window** (see insert) - leave an outer periphery for contrast. Close card & turn over.



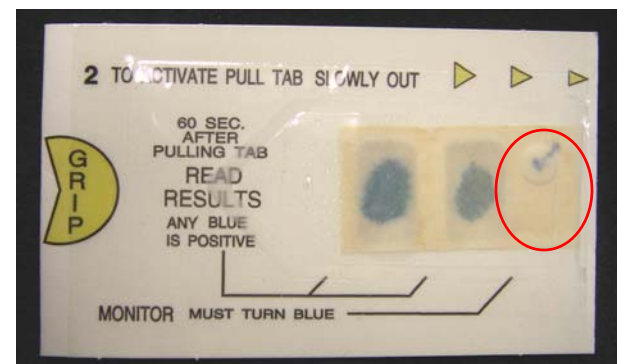
3. **Grip where indicated.** Lift up silver tab so that white developer pad is visible.



4. **Pull silver tab SLOWLY** all the way to the right and completely remove. Developer pad will "flip over" as tab is pulled.



5. **Interpret patient results** after 60 seconds (circled area shown above).
Positive = Any shade of blue
Negative = No blue



Internal Controls (circled area shown above):
Positive Control: Appearance of Blue Checkmark
Negative Control: White Background behind Blue Checkmark

Note: Controls must appear for valid results